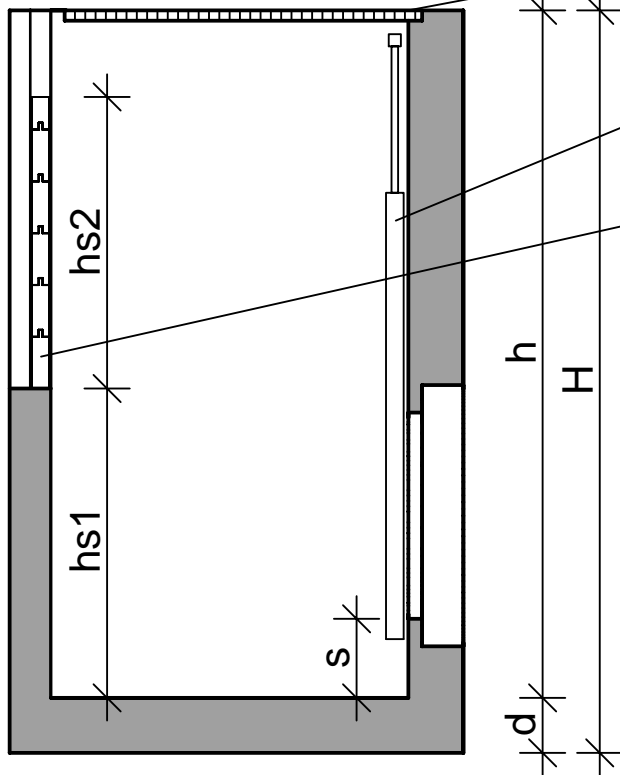


Schnitt



Gitterrost in Betonfalz

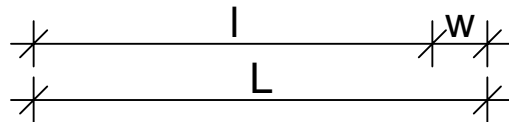
$b/t = 4/3$ cm

Gewindeschieber
(optional)

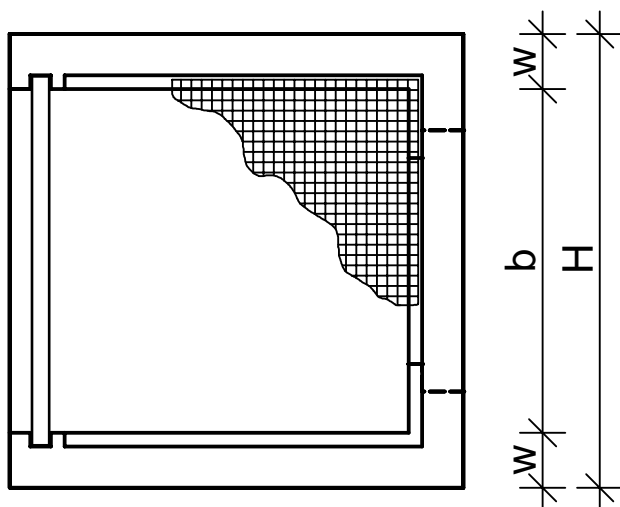
Staubohlenwand

$d = 5$ cm

in seitlichen Nuten



Draufsicht



Bauseitige Maßangaben

$l =$ _____ m

$b =$ _____ m

$h =$ _____ m

$hs1 =$ _____ m

$hs2 =$ _____ m

$s =$ _____ m

$d =$ _____ m

$w =$ _____ m

Rohrart/ Nennweite = _____

Absperrschieber ja nein

